



# 2019 LIGHTING TRENDS

*CURATED BY PROGRESS LIGHTING*

**PROGRESS**  
★ LIGHTING™


# TABLE OF CONTENTS

## Discover Lighting for Every Budget & Style.

Have you spent endless hours browsing Instagram, Houzz and Pinterest for home and lighting inspiration only to be overwhelmed? To add to the drama, do you feel like there are interior design phrases that sometimes just don't make sense? And when you find something you fancy, for example a beautiful chandelier or pendant, the sticker shock almost electrifies you?

Lighting has the ability to make or break the look and feel of your home, but it doesn't have to cost you a fortune. Let Progress Lighting help you discover your style and guide you on a journey to find lighting for your home and budget.







FOSTER / P400154-071

# URBAN INDUSTRIAL

*STYLE BOARD*

Preserving the historic elements of a building creates the desired urban appeal for this particular style, ideal for the casual creative, young entrepreneur or imperfectionist.

*THE LOOK*

FURNISHINGS  
Rustic



Incorporate rustic metal shelving and cabinets, and choose leather or canvas furniture to tie the elements together.

COLOR PALETTE  
Deep Tones



Keep a cohesive look with neutral shades and deep tones, such as whites, grays, black, deep browns and reds.

MATERIALS  
Vintage



Exposed brick, steel columns, and concrete floors contribute to a warehouse feel. Vintage pieces with mixed metals can be used to distinguish an industrial style.

*THE COLORS*



*THE LIGHTS*

SPOT THE TREND  
**MIXED METALS**

Pendant lighting with Edison bulbs is popular within Urban Industrial settings. Don't be afraid to mix metals and finishes to create the look you desire.



**UNION SQUARE**  
P400112-135  
DESIGN+SERIES™



**CALHOUN**  
P500055-020



**ENGLEWOOD**  
P560097-031



**HANSFORD**  
P400147-020





CAHILL / P400072-109 DESIGN+SERIES™

# MID-CENTURY MODERN

*STYLE BOARD*

---

Quirky and functional, this style's flair comes from its modern, yet retro, juxtaposition.

### THE LOOK

FURNISHINGS  
Modern



Mid-Century Modern style furniture adds unique shapes and pops of color to a room. Designers look for statement pieces to complete the look.

COLORS  
Neutral



This style is gravitating toward a cleaner, more minimalistic look through the incorporation of a neutral palette and softer accent colors.

MATERIALS  
Glass



Mid-Century Modern homes are largely characterized by the use of glass to create a sense of connection to nature and the outdoors.

### THE COLORS



### THE LIGHTS

#### SPOT THE TREND UNIQUE GLASS LIGHTING

Designers often use unique lighting as a focal point for Mid-Century Modern interiors. These statement fixtures serve as pieces of art, but are also chosen for their functionality.



**RAINEY**  
P400167-143



**GLOBE LED**  
P500147-009-30



**YERBA**  
P710067-134  
DESIGN+SERIES™



**ZAG**  
P400149-078



SPATIAL / P500083-031 DESIGN+SERIES™

# BOHEMIAN

*STYLE BOARD*



Bohemian style is perfect for non-conformists who shy away from rigid design rules, as they use their unique tastes to create their space.

### THE LOOK

**AESTHETICS**  
Minimalism



A simpler aesthetic is trending in Bohemian design. Use a minimalist approach when it comes to combining elements and allow patterned décor to add a pop of colors.

**MATERIAL**  
Plant Life



Hanging planters and potted greenery can serve as perfect additions to a Bohemian space, while enhancing character to any room.

**DÉCOR**  
Cozy Furnishings



Add in rugs, pillows and furniture made with soft, lush materials and textures, to create a cozy atmosphere and help family, friends and guests feel at home.

### THE COLORS



### THE LIGHTS

**SPOT THE TREND**  
**STATEMENT**  
**LIGHTING**

This style is accentuated by unique lighting, such as statement chandeliers and pendants. Look for fixture details such as metal and glass.



**HANGAR**  
P400105-020  
DESIGN+SERIES™



**REMIX**  
P500011-143  
DESIGN+SERIES™



**SINCLAIRE**  
P500161-031  
DESIGN+SERIES™



**YERBA**  
P350140-134  
DESIGN+SERIES™



GULLIVER / P500090-141

# COASTAL

*STYLE BOARD*

Bring your home right to the ocean side with beach-inspired accents, organic furnishings and an overall relaxed feel.

*THE LOOK*

MATERIAL  
Plush Furnishings



Designers often create a relaxed and open environment with soft throw blankets, pillows, cozy rugs and cushioned furniture to complete the Coastal look.

COLOR PALETTE  
Natural



Focus on an all-white color palette for your coastal-inspired home, while incorporating in soft beachy hues to complement the look.

FURNISHINGS  
Organic



When it comes to selecting materials for flooring, décor, and furniture, seek out dark or weathered wood pieces to emulate a seaside environment nestled nicely by the shore.

*THE COLORS*



*THE LIGHTS*

SPOT THE TREND  
**NAUTICAL  
ELEMENTS**

This style is about soft sophistication with a relaxed attitude. Accents that incorporate nature-inspired materials add to this trend's chic appeal.



**SHEARWATER**  
P500196-081  
DESIGN+SERIES™



**SALUDA**  
P350109-009



**CAYCE**  
P500156-015



**GABLES**  
P560087-020



TINSLEY / P400110-109

# TRANSITIONAL

*STYLE BOARD*

The Transitional home maintains the warmth of Traditional with the brightness of Contemporary trends.

### THE LOOK

#### FURNISHINGS

Straight Lines & Round Profiles



Simple silhouettes are ideal for transitional furnishings. Furniture pieces have crisp profiles and straightforward style, cleverly combining curves with straight lines.

#### COLOR PALETTE

Warm Neutrals



Tone-on-tone palettes and warm neutrals like beige, ivory and tan are ideal for a luxurious Transitional space. Minimal use of vivid color creates a serene atmosphere.

#### MATERIALS

Textured



Textured materials such as leather, burlap, tweed and cotton are incorporated throughout different areas.

### THE COLORS



### THE LIGHTS

#### SPOT THE TREND SIMPLE CASUAL LIGHTING

Transitional lighting marry contemporary and modern design. Decorators usually choose lighting fixtures with bronze or black finishes that blend with this style.



**BRANDYWINE**  
P500069-134



**GRESHAM**  
P350119-143  
DESIGN+SERIES™



**CARRIAGE HILL**  
P500166-109  
DESIGN+SERIES™



**NEALY**  
P710046-009



FONTAYNE / P400081-009 DESIGN+SERIES

# FARMHOUSE

*STYLE BOARD*

Ideal for the homeowner who loves to combine vintage pieces and weathered furnishings to create interiors that showcase antique charm.

### THE LOOK

**AESTHETICS**  
Antique Charm



Farmhouse style represents the simplicity and common sense functionality of country living, while also incorporating vintage accents.

**COLOR PALETTE**  
Soft Neutrals with Wooden Elements



Whites and other soft neutrals work well with this style. Add in weathered wood and distressed décor to tie in the color palette and overall aesthetic.

**MATERIAL**  
Bold Décor & Accessories



Choose darker elements to create contrast in these soft neutral spaces. Consider dark chairs, bold lighting fixtures and metal or wooden signage.

### THE COLORS



### THE LIGHTS

**SPOT THE TREND**  
**ANTIQUE LIGHTING**  
Create contrast in your lighting by mixing light and dark elements. Choose lighting with a rustic feel to continue an antique theme.



**GULLIVER**  
P400158-143



**RANGE**  
P500135-104



**CEDAR SPRINGS**  
P560091-079



**BRIARWOOD**  
P500178-143



MARCHÉ / P500043-104 DESIGN+SERIES™

# LUXE

*STYLE BOARD*

---



Aspects such as natural elements, sleek design, ornate details and statement décor define the ideal luxury lifestyle.

### THE LOOK

DESIGN  
Ornate



A sleek design, such as a dresser, paired with ornate details and touches of gold will accentuate the architecture of luxurious homes.

MATERIAL  
Statement Décor



Designers look for tufted furniture, lavish materials and elegant textures to dress up a room.

AESTHETICS  
Natural Elements



Natural elements such as glass and stone are used to convey a sense of strength and everlasting beauty. Marble counter tops and gold accents are trending.

### THE COLORS



### THE LIGHTS

#### SPOT THE TREND SOPHISTICATED LIGHTING

Celebrate the element of sparkle through a sophisticated design. Choose fixtures with dazzling crystals and other glass elements.



**STRATHAM**  
P400160-009  
DESIGN+SERIES™



**LISBON**  
P300197-104  
DESIGN+SERIES™



**SEQUIT POINT**  
P350142-160  
DESIGN+SERIES™



**PALACIO**  
P500105-078  
DESIGN+SERIES™



BERGAMO / P400070-077 DESIGN+SERIES

# NEW TRADITIONAL

*STYLE BOARD*

New Traditional spaces are timeless with elegant additions, but still allow for a little fun and youthfulness to keep your style fresh.

### THE LOOK

#### DÉCOR

#### Approachable Touches



Add approachable touches, such as furniture with sleeker forms, to what use to be formal rooms. Think furniture that has a classic shape, but has less molding, fewer carvings.

#### AESTHETICS

#### Different Finishes



Feel free to mix and match different finishes, such as light and dark wood stains, paint, mirror, metal, and leather.

#### COLOR PALETTE

#### Pop of Color



Light, airy colors accented with a pop of color help make the New Traditional space feel open and spacious rather than cramped.

### THE COLORS



### THE LIGHTS

#### SPOT THE TREND

#### DETAILED LIGHTING

Fixtures with interesting shades or glass accents are popular and detailed fixtures are often used to complete a room. Look for lighting that adds flair and visual interest to a home.



**ANJOUX**  
P400088-020




**DESIREE**  
P350106-134  
DESIGN+SERIES™



**MORRISON**  
P560116-020  
DESIGN+SERIES™



**BRANDYWINE**  
P500068-020



RE-BAR / P500120-015 DESIGN+SERIES

# VINTAGE ELECTRIC

*STYLE BOARD*

Vintage Electric style combines industrial elements with antique materials, metal accents and pops of color for a unique look.

### THE LOOK

MATERIAL  
Antique



Designers often look for antique pieces for the perfect Vintage Electric décor.

FURNISHINGS  
Metal, Rustic



Complete each room with touches of metal in chairs, tables, railings and lighting. Keep natural elements such as exposed brick and concrete floors for a rustic feel.

COLOR PALETTE  
Neutral with Pops of Color



Stick to neutral shades throughout the home, adding in pops of blue, red or orange for a touch of uniqueness.

### THE COLORS



### THE LIGHTS

#### SPOT THE TREND EDISON BULBS

Incorporate Edison bulbs in light fixtures to bring a vintage feel to your space. Use wood or metal fixtures with a distressed look to emphasize antique elegance.



**SURFRIDER**  
P500200-141  
DESIGN+SERIES™



**SQUIRE**  
P560037-031



**SWING**  
P5191-20



**GAUGE**  
P300030-143



CONESTEE / P500094-143

# RUSTIC

*STYLE BOARD*

---

Simple, rugged and full of natural beauty, the Rustic style features a foundation of wooden elements, an outdoor-inspired color palette and an overall organic feel.

### THE LOOK

ACCENTS  
Stone



Use stone on interior and exterior applications to add texture and visual interest that adds to this style.

COLOR PALETTE  
Nature-Inspired



Designers use deep hues and nature-inspired colors in rustic spaces. Consider dark browns, grays and neutrals.

MATERIAL  
Metal



To complete a room, bring in metal elements in your lighting fixtures, furniture and small décor.

### THE COLORS



### THE LIGHTS

SPOT THE TREND  
**RICH WOOD TONES**

Choose fixtures with rich wood tones to add character to the Rustic Style. Choose lighting that brings contrast to your space.



**GRESHAM**  
P400164-143  
DESIGN+SERIES™



**TILLEY**  
P350091-020



**BARNES MILL**  
P300068-020



**HOLLINGSWORTH**  
P560081-031



ASTRA / P400108-020 DESIGN+SERIES™

# MODERN

*STYLE BOARD*

---



Modern interiors showcase sleek design through the use of neutrals, a minimalism approach, and the use of glass décor and technology.

### THE LOOK

**MATERIAL**  
Glass



Take advantage of spaces with wide windows and use glass in other details such as countertops and furniture. This creates a sleek design for interior spaces.

**AESTHETICS**  
Use of Technology



Integrate new innovations into a home's décor by adding elements, such as voice activated devices and remote controlled light dimmers.

**COLOR PALETTE**  
Neutrals



To accentuate a Modern color palette, stick to neutral shades, as well as an overall minimalistic design to create this look.

### THE COLORS




### THE LIGHTS

**SPOT THE TREND**  
**SLEEK, LINEAR DESIGN**  
Designers often look for lighting fixtures with nickel and bronze finishes that showcase linear elements and simple designs that will create a cohesive feel.




**ORRIZO**  
P400176-031  
DESIGN+SERIES™



**CALDER**  
P400144-009  
DESIGN+SERIES™



**LATIGO BAY**  
P710065-009  
DESIGN+SERIES™



**ADAGIO**  
P500173-009  
DESIGN+SERIES™



FONTAYNE/ P500089-020 : DESIGN+SERIES

# CRAFTSMAN

*STYLE BOARD*

Boasting charming simplicity, this cozy style draws attention with its gabled roofs, delicate details and intimate floor plans.

*THE LOOK*

DÉCOR  
White Cabinets



Keep a clean and simple look with bright, neutral cabinets in the kitchen. This creates a clean base for the rest of the overall design.

AESTHETICS  
Clean Lines



Clean lines are essential in the Craftsman style, whether shown in its furniture, or Craftsman architecture.

PATTERN  
Mixed Tile



Designers love to incorporate a classic tile wall into the kitchen or bathroom to carry clean lines and delicate details throughout the home.

*THE COLORS*



*THE LIGHTS*

SPOT THE TREND  
**BOLD &  
GEOMETRIC**

Clean lines and simple décor combine to create an engaging atmosphere in any room. Intricately designed fixtures work well in the Craftsman style.

**CLIFTON HEIGHTS**  
P400120-020



**CULLMAN**  
P560125-020  
DESIGN+SERIES™




**DEBUT**  
P300008-143  
DESIGN+SERIES™



**GRESHAM**  
P500164-143  
DESIGN+SERIES™






---

With over a century of lighting technology, leadership and engineering, Progress Lighting offers the highest quality in residential and commercial lighting solutions. We understand what it takes to be a leader: offering products that deliver aesthetic appeal, stellar performance, easy installation and value.

FOR MORE INFORMATION,  
CONTACT US.



701 Millennium Boulevard  
Greenville, SC 29607  
progresslighting.com

